


DR1+

AUTOMATIC AND/OR MANUAL FRONT FEEDER

The DR1+ is a versatile, productive feeder offering the flexibility of both the automatic feeding of large items and the manual feeding of small items. In automatic mode, it feeds up to 300 large items per hour with one operator, or 450 with two operators. It also allows operators to manually feed small items, like napkins and pillowcases. Simple to operate, the DR1+ is an economic solution for enhancing quality and throughput. It processes items of varying types and dimensions.



PRODUCT FEATURES

CAPABILITIES

- 1, 2 or 4 lanes; up to 5 lanes optional
- High-quality feeding of small and large items

FEEDING TECHNOLOGY

- An inverter drive automatically synchronizes feeder with ironer speed
- In automatic mode, feeding clamps draw linen taut and then feed items accurately onto the suction table
- The suction box increases the efficiency of the suction on the feeding table
- The suction table holds items firmly in place
- Crease-removing brushes smooth linen for improved feeding quality

VERSATILE CONTROL

- Color touch-screen control simplifies programming and automatically synchronizes the feeder, ironer and folder
- Menu screens arranged according to function for ease-of-use
- Seamless communication with Girbau Industrial ironers and folders, or other manufacturers' equipment

DURABILITY

- Components are independently tested and certified to withstand years of constant use
- 2-year limited parts warranty

ACCESSIBILITY & MAINTENANCE


- Straightforward operation prevents complications and simplifies maintenance
- Suction drawer features easily accessible covers
- Suction aperture features lint-retaining filters to maintain an impeccable laundry environment

EASE OF USE

- Ample free space on the feeding conveyor contributes to ergonomic feeding and clear visibility
- Space below feeding conveyor allows room for a laundry cart for improved productivity and working ergonomics

ACCESSORIES

- Dedicated lighting over feeding table
- Suction table holds linens in place
- Article support tray aids in the feeding of small items
- Movement rails aid in maintenance and cleaning access
- Cart stop prevents laundry carts from bumping against the machine
- Suction collector with side output and collecting bag
- Multiple wheel assembly holds laundry items as they are fed




AUTOMATIC MODE

Automatic feeding ensures all articles are lined up, centered, drawn taut and stretched perfectly for unsurpassed quality.



FEEDING CLAMPS

In automatic mode, operators use feeding clamps to secure the corners of an article. Then the DR1+ automatically spreads and feeds the article into a corresponding ironer.



SUCTION BOX, SUCTION TABLE & CREASE-REMOVING BRUSHES

A suction box, suction table and crease-removing brushes work in sync to smooth and hold linen for improved feeding and quality.



TOUCH-SCREEN CONTROL

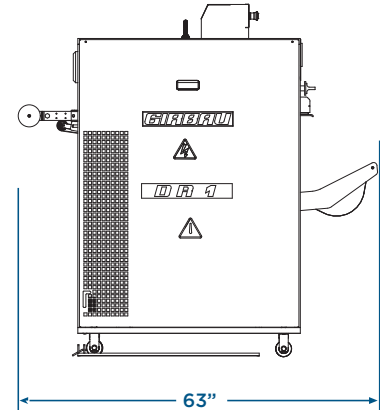
The intuitive touch-screen control offers easy operation and automatically synchronizes the feeder, ironer and folder.

PRODUCT SPECS

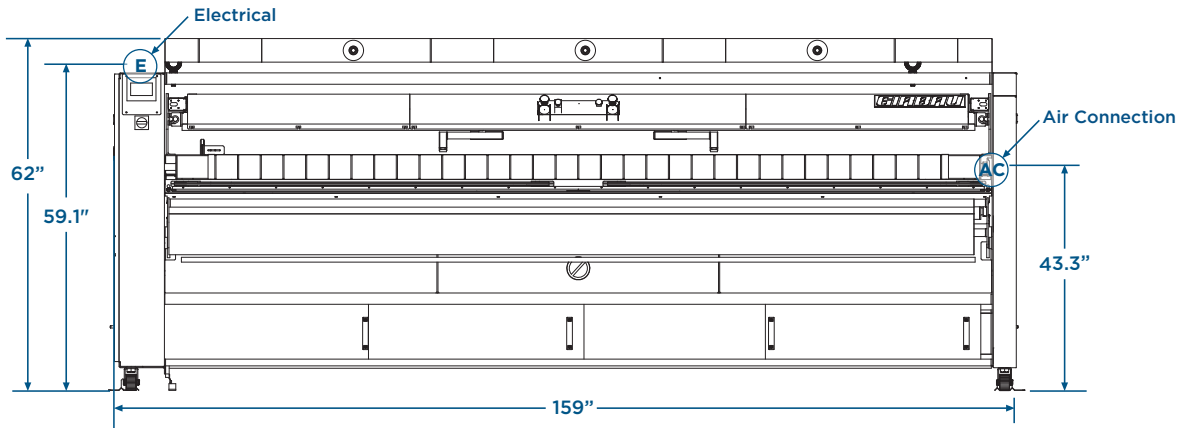
| | |
|---|----------------------------|
| Usable Feed Width <i>inch</i> | 118 130 138 |
| Feed Height <i>inch</i> | 59.1 |
| Conveyor Speed <i>ft/min</i> | 16 to 164 |
| Net Weight <i>lbs</i> | 2535.3 |
| Crated Weight <i>lbs</i> | 3086.5 |
| Machine Width <i>inch</i> | 159 |
| Machine Depth <i>inch</i> | 63 |
| Machine Height <i>inch</i> | 62 |
| Shipping Dimensions <i>inch</i> WxDxH | 166.9 x 48.8 x 80.7 |
| Electrical Power <i>KVA</i> | 3.2 |
| Available Voltages / Wire Conductor / Amp | |
| Electric | 208-240/60/3, 3W+G, 10 Amp |
| Electric | 440-480/60/3, 3W+G, 10 Amp |

* Specifications subject to change without notice or obligation. Contact Girbau Industrial at (800) 256-1073 for dimensions not shown or for clarification.

SIDE VIEW



FRONT VIEW



TOP VIEW

