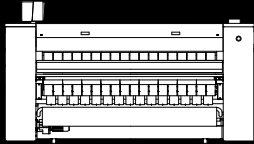




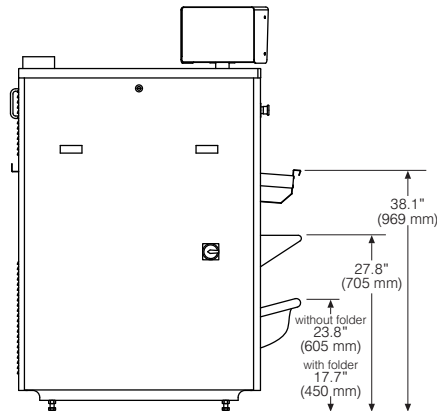
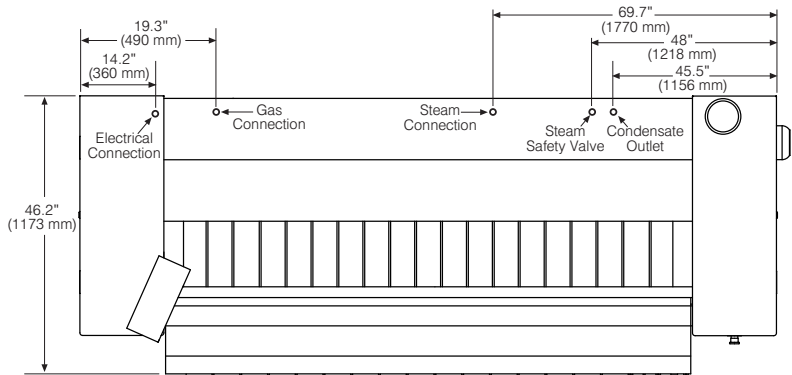
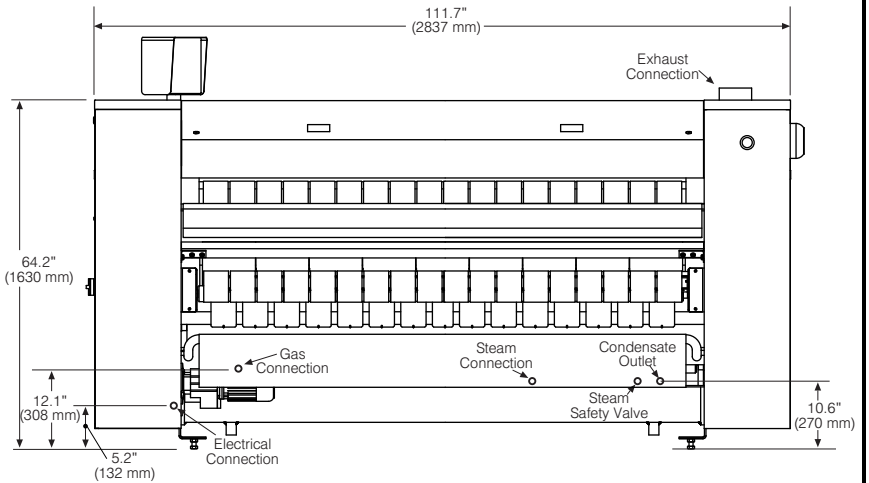
2500 State Road 44 • Oshkosh, WI 54904  
 920.231.8222 • FAX 920.231.4666  
[www.continentalgirbau.com](http://www.continentalgirbau.com)



# X20075

EXPRESS HEATED-ROLL  
 FLATWORK IRONER

Cylinder Diameter	inch (mm)	20.1 (510)
Usable Cylinder Width	inch (mm)	74.8 (1900)
Evaporation Capability	gal/h (l/h)	
Gas/Electric		7.93 (30)
Steam		11.1 (42)
Ironing Speed	ft/min (m/min)	4-49 (1-15)
Net Weight	lbs (kg)	
Gas/Electric	without folder	2282 (1035)
	with folder	2496 (1132)
Steam	without folder	2525 (1145)
	with folder	2739 (1242)
Crated Weight	lbs (kg)	
Gas/Electric	without folder	2834 (1285)
	with folder	3080 (1397)
Steam	without folder	3076 (1395)
	with folder	3323 (1507)
Machine Width	inch (mm)	111.7 (2837)
Machine Depth	inch (mm)	46.2 (1173)
Machine Height	inch (mm)	64.2 (1630)
Feed Height	inch (mm)	40.6 (1030)
Shipping Dimensions (WxDxH)	inch (mm)	
	without folder	117.6 x 45.5 x 71.9 (2986 x 1155 x 1825)
	with folder	117.6 x 50.6 x 71.9 (2986 x 1285 x 1825)
Motor Power	Hp	
Roller Motor		0.40
Extraction Motor		0.74
Exhaust Diameter	inch (mm)	5.1 (130)
Exhaust Air Flow	cfm (m <sup>3</sup> /h)	
Gas		564 (958)
Electric/Steam		634 (1077)
Electric Heating	kW	
208/60/3		28.34
240/60/3		37.73
Gas Connection	inch (mm)	3/4 NPT (19)
Gas Heating	BTU/h	
Natural		163,100
Propane		158,323
Gas Consumption	cfm (m <sup>3</sup> /h)	
Natural		2.98 (5.06)
Propane		7.81 (3.54)
Gas Pressure	inch wc	
Natural		7
Propane		11
Steam Connection	inch (mm)	1 (25.4)
Steam Condensate Outlet	inch (mm)	3/4 (19)
Steam Heating	BTU/h	166,513
Steam Consumption	lbs/h (kg/h)	190 (86)
Steam Pressure	PSI (bar)	116 (8)
Safety Valve Connection	inch (mm)	1 (25.4)
Circuit Protection	Amps	
Gas/Steam	208-240/60/1	10
Electric	208/60/3	125
	240/60/3	125
Full Load	Amps	
Gas/Steam	208-240/60/1	6.1
Electric	208/60/3	85
	240/60/3	97



\* Specifications subject to change without notice or obligation. Call Continental Girbau Inc for dimensions not shown or for clarification.