



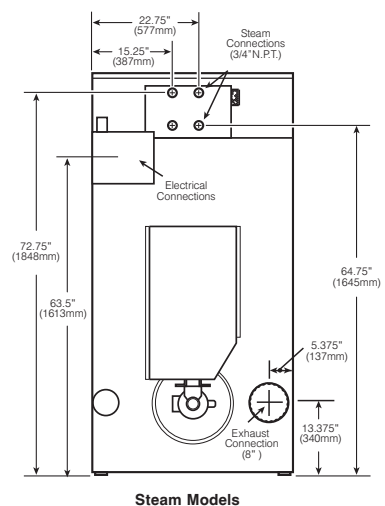
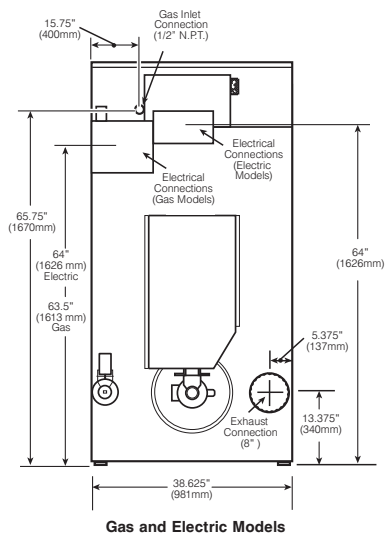
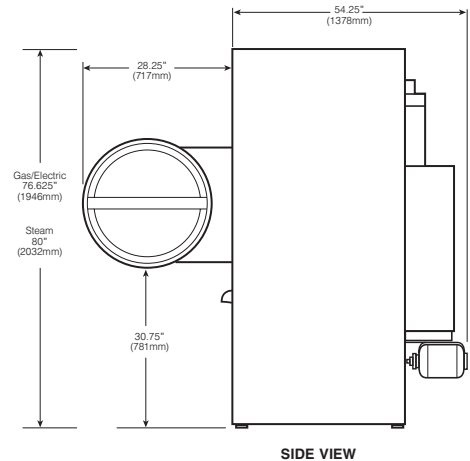
2500 State Road 44 • Oshkosh, WI 54904
 920.231.8222 • FAX 920.231.4666
www.continentalgirbau.com



CG75-85

PRO-SERIES II DRYING TUMBLER

Capacity <i>lbs</i>	up to 85
Cylinder Diameter <i>inch (mm)</i>	37 (940)
Cylinder Depth <i>inch (mm)</i>	36 (914)
Cylinder Volume <i>cu ft (dm³)</i>	22.4 (0.63)
Net Weight <i>lbs (kg)</i>	615 (279)
Crated Weight <i>lbs (kg)</i>	677 (307)
Machine Width <i>inch (mm)</i>	38.625 (981)
Machine Depth <i>inch (mm)</i>	54.25 (1378)
Machine Height <i>inch (mm)</i>	
Gas/Electric	76.625 (1946)
Steam	80 (2032)
Door Opening <i>inch (mm)</i>	26.89 (683)
Floor to Door <i>inch (mm)</i>	30.75 (781)
Shipping Dimensions <i>inch (mm)</i>	41.5 x 56.4 x 81
<i>(WxDxH)</i>	<i>(1054 x 1433 x 2057)</i>
Motor Power <i>Hp (kW)</i>	3/4 (0.56)
Reversing Motor Power <i>Hp (kW)</i>	2 @ 1/3 (2 @ 0.25)
Exhaust Diameter <i>inch (mm)</i>	8 (203)
Exhaust Air Flow <i>cfm (l/s)</i>	
Gas/Steam	920 (434)
Electric	750 (354)
Electric Heating <i>kW</i>	30
Gas Connection <i>inch (mm)</i>	1/2 NPT (12.7)
Gas Heating <i>BTU/h (Kcal/h)</i>	165,000 (41,580)
Steam Connection <i>inch (mm)</i>	3/4 NPT (19)
Steam Heating <i>BTU/h (kW)</i>	
at 100 PSI (6.9 bar)	210,300 (61.6)
BHP Consumption <i>BHP</i>	
at 100 PSI (6.9 bar)	6.1
Available Voltages/Wire Conductor/Amp (Rev Amp)	
Gas/Steam	120/60/1, 1W + N + G, 13.8
	200-208/240/60/1, 2W + G, 7.6
	200-208/240/60/3, 3W + G, 3.8 (4.3)
	440/60/3, 3W + G, 1.9 (2.1)
	460-480/60/3, 3W + G, 1.9 (2.1)
Electric	200-208/60/3, 3W + G, 89 (88)
	240/60/3, 3W + G, 79 (78)
	440/60/3, 3W + G, 41 (41)
	480/60/3, 3W + G, 38 (38)



* Specifications subject to change without notice or obligation. Call Continental Girbau Inc for dimensions not shown or for clarification.